



PLANNING & DEVELOPMENT ENVIRONMENTAL HEALTH

Waste Stabilization Pond (Lagoon) Fencing Requirements

Riley County requires lagoons to have an approved fence, gate, and lock. Fencing must be completed within 10 days after the lagoon is constructed, or in the case of new home construction, be completed before the home is occupied. The dikes must also be seeded with grass. We will be unable to issue either a final use permit or a Certificate of Occupancy until these requirements are met.

Fencing must meet the following requirements:

- Minimum of 4 feet in height.
- Use 12.5-gauge wire minimum woven or welded wire. Chain link is also acceptable. Open spaces must be less than eight (8) square inches.
- Double strand barbed wire shall be installed if the facility will be accessible to livestock.
- Line posts shall be spaced no more than 12 feet apart.
- Posts must be placed 2.5 to 3 feet deep and backfilled with tightly compacted soil. Placing cemented posts at a 2.5 foot depth is also acceptable. Wire needs to be stretched tightly using a come-along (wire stretcher), tractor, or other method.
- Corner posts shall be sturdy, and properly braced.
- Install a 4-foot wide, rigid frame hinged gate. The gate must provide the same degree of resistance to entry as fencing and requires a padlock. Gate must be locked to restrict unauthorized access to the facility. Gaps at the side and bottom of the gate shall be no larger than 2".
- Fences should be installed at the base of the dike. Fences may be installed on top of the berm if there is no potential to be compromised by livestock, burrowing animals, or large vehicles. If on top of the dike, it should be placed a minimum 4' away from the pond side.
- A sign stating "Wastewater Treatment Lagoon" or "Raw Sewage, Keep Out" shall be posted on the gate or fence adjacent to the gate.

Figure IX-2. Gate and Fencing

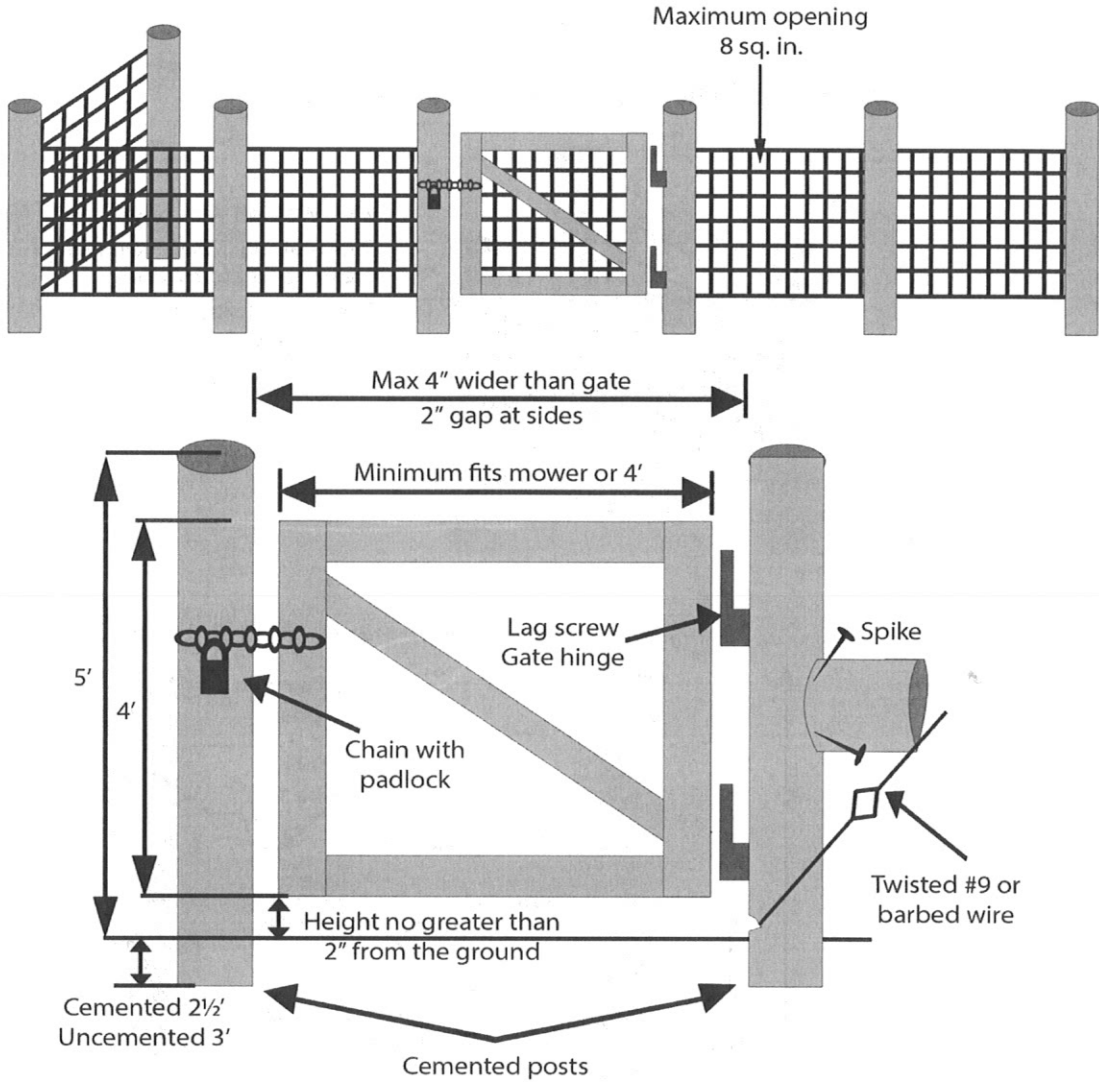


Figure IX-4. Fencing: "H" Style Corner Brace

Standard Bracing for Corners "H"-Style

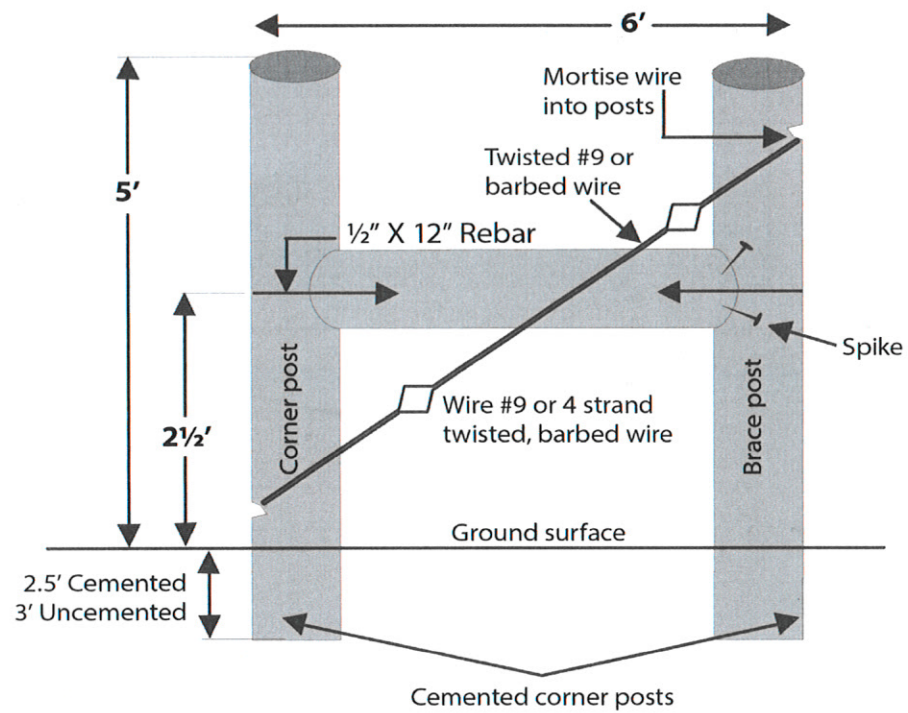
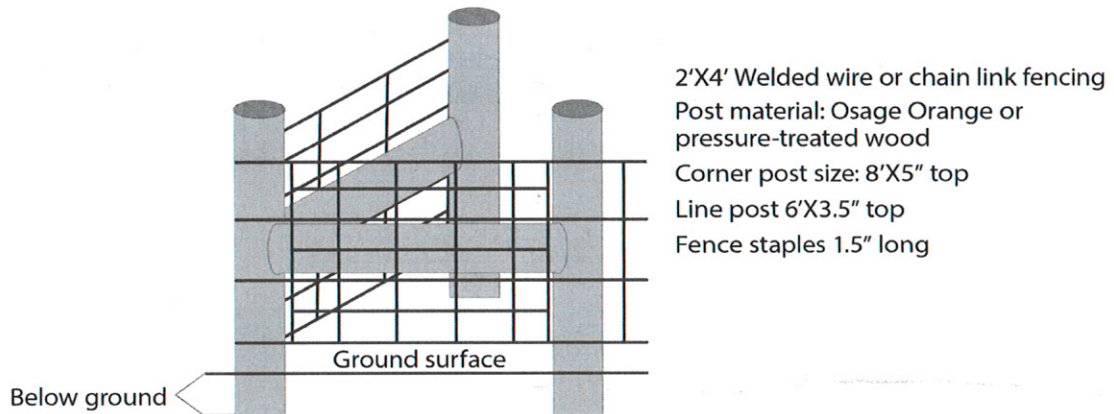
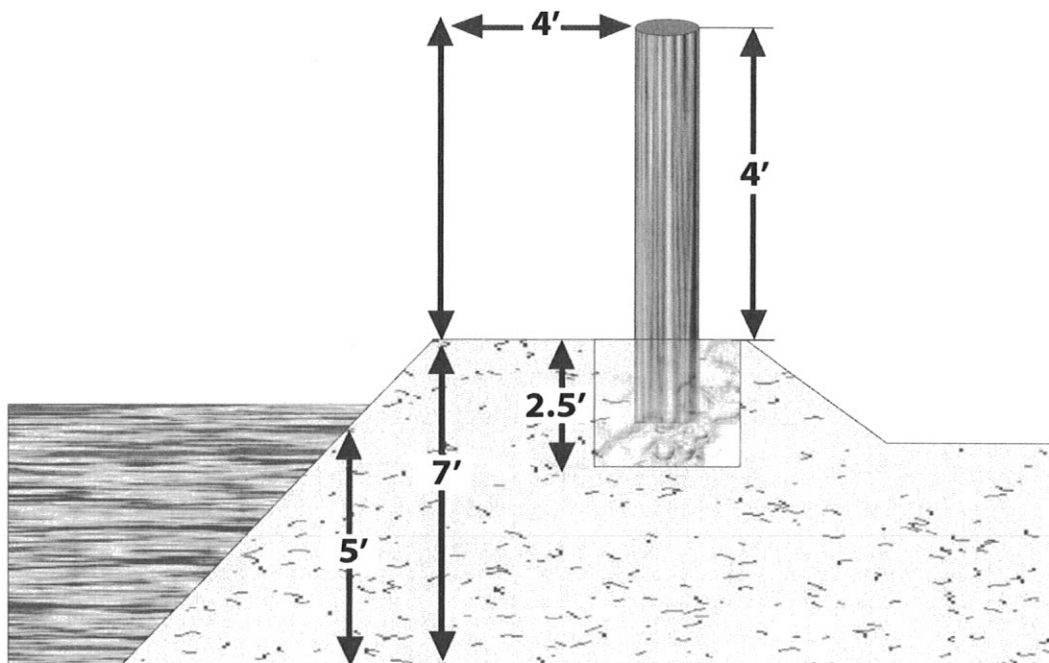
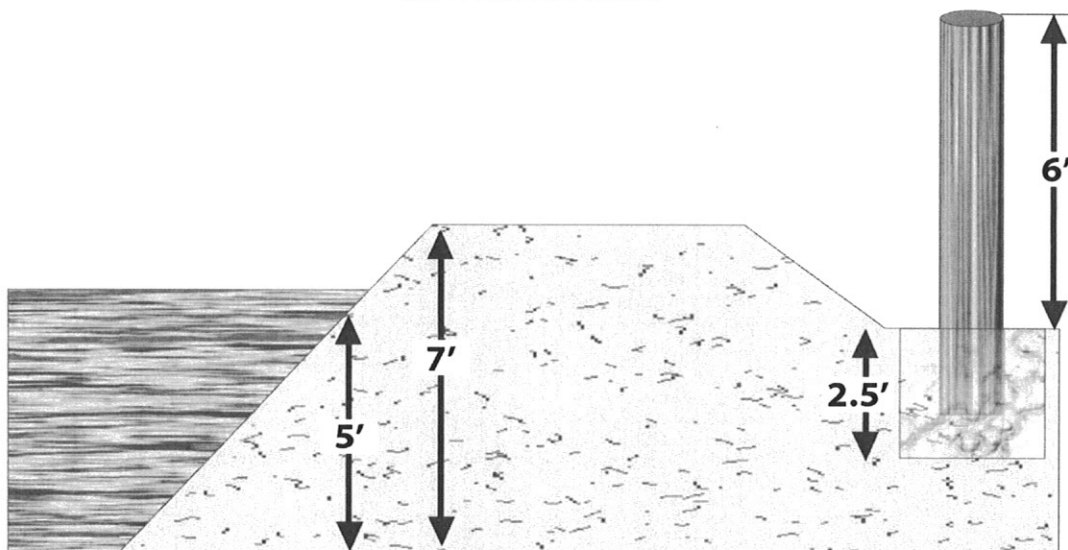


Figure IX-6. Fencing: Placement



NO LIVESTOCK



LIVESTOCK

Drawing: Chris McVey